


How to access my Sun Life Mobile

How can I access the my Sun Life Mobile app?

Please register online at mysunlife.ca first before you use the app.



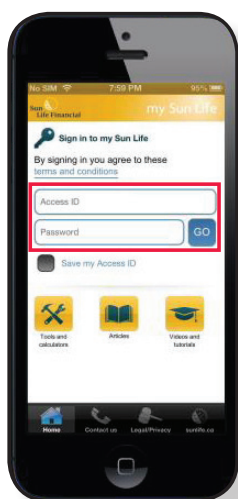
- You can download the my Sun Life Mobile app from Google Play™, the Apple App Store or BlackBerry® App World



- The my Sun Life Mobile app is free to download, access and use. However, your wireless carrier's data charges may apply if you are not connected to a Wi-Fi network
- If you are unable to access the app you can launch your smartphone's default browser (the Internet browser that was pre-installed on your phone) and visit the mobile web app at m.mysunlife.ca

Note: You can view your coverage card and claim history on Sun Life's Mobile App!

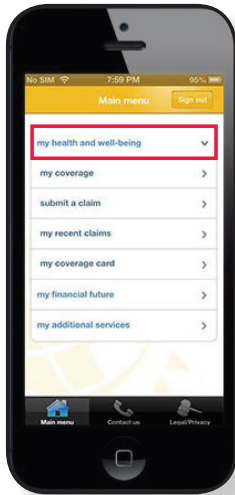
How to view your coverage card on your app



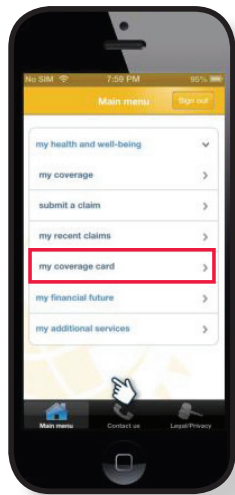
- Sign in to my Sun Life on your mobile device. Your access ID and password are the same as when logging onto mysunlife.ca

How to access my Sun Life Mobile

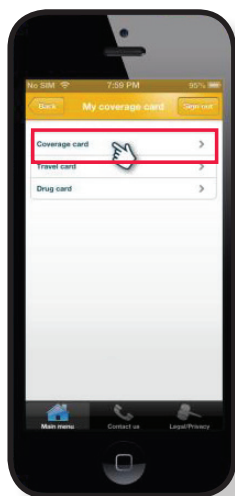
How to view your coverage card continued



- Select my health and well being



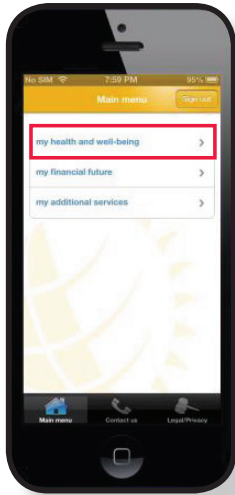
- Select my coverage card



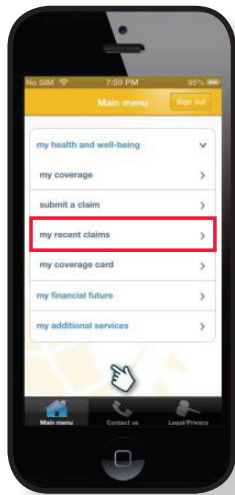
- Select coverage card

How to access my Sun Life Mobile

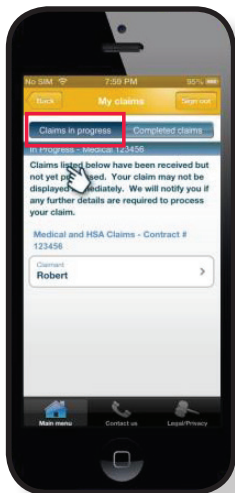
How to view claim history on your app



- Select my health and well being



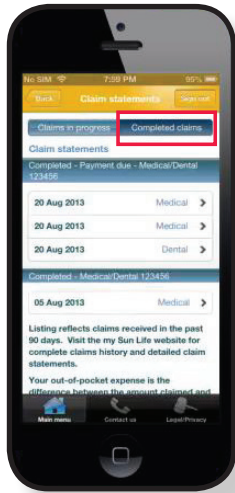
- Select my recent claims



- Select **claims in progress** to view your existing claims

How to access my Sun Life Mobile

How to view claim history on your app continued



- Select **completed claims** to view what has been completed

Click the main menu at any time to access your coverage card or claim history.

Questions? For questions about any of the features described here or how to access mysunlife.ca, just call our Customer Care Centre, at 1-888-206-9004, from 8 a.m. to 8 p.m. ET, Monday to Friday.